

# Your Teeth Can Be Connected to Major Health Issues

By Bill Wolfe, DDS, NMD



**With Office Locations in Albuquerque AND Santa Fe!**

**A**re you aware that there are more bacteria in your oral cavity than anywhere else in your body? Numerous research studies show how gum disease and bacteria in the mouth are associated with potential heart attacks; strokes; premature births; diabetes, etc. Additional risk factors for numerous health issues include mercury ("silver fillings"), nickel crowns, biocompatibility of dental materials, electrogalvanism/dissimilar metals, dead teeth, bite imbalances, chronic jaw infections, etc. These factors often have significant effects on the entire body.

Also, the major organ acupuncture meridians flow through the oral cavity and the teeth can affect organs at a distance; through their effects on these associated meridian/energy pathways. Therefore, the health of our mouth is crucial to our overall health, as the body is all one piece. ***The oral cavity, the teeth, and the dental materials within, are a vastly overlooked and important components in the systemic health puzzle.***

Dr. Reinholdt Voll, a German physician and scientist developed the electro-acupuncture system according to Voll (EAV) in 1953. Dr. Voll was not only a medical doctor, but was also trained in classical Chinese acupuncture, as well as in electronics. The "Dermatron" was an instrument invented by Dr. Voll to measure

the electrical characteristics of acupuncture meridians, and to determine the "energetic health" of the associated organs, glands, vertebrae, etc.

Dr. Voll was able to demonstrate how a supposedly clinically insignificant process in the body (a focus) is capable of producing a disturbance in this meridian flow and create energetic effects distant from the site of the focus. Most importantly, Dr. Voll discovered that the most common site of a focus is in the teeth and jaws! Dr. Voll's research discovered that a focus in the mouth can create an energetic disruption to the meridian pathways running through the oral cavity, reducing the energetic nourishment to the associated organs, resulting in *physical symptoms*.

I was very fortunate to study with Dr. Voll, and by following his testing techniques, I have repeatedly demonstrated how a disturbance field (focus) in the oral cavity can affect distant organs. Below, is a representation of Dr. Voll's original research findings, as I presented in Shirley MacLaine's book, *Sage-ing While Age-ing*.

# THE TEETH AND THE BODY

## ENERGETIC INTER-RELATIONS


























RIGHT SIDE																LEFT SIDE																				
JOINTS	Shoulder Elbow		Jaw Hip		Shoulder Elbow		Posterior knee		Posterior knee		Shoulder Elbow		Jaw Hip		Shoulder Elbow																					
	Sacro-iliac		Anterior knee		Hand Foot		Sacro-coccygeal joint		Sacro-coccygeal joint		Hand Foot		Anterior knee		Sacro-iliac																					
	Toes				Big toe		Ankle joint		Ankle joint		Big toe				Toes																					
ORGANS	Ear		Tongue		Nose		Eye		Nose		Nose		Eye		Tongue		Ear																			
	Heart		Pancreas		Lung		Liver		Kidney		Kidney		Liver		Lung		Spleen		Heart																	
	Small intestine		Stomach Mammary gland		Large intestine		Gall bladder		Rectum Genito-urinary Prostate		Rectum Genito-urinary Prostate		Gall bladder		Large intestine		Stomach Mammary gland		Small intestine																	
TEETH	Pituitary gland Ant. lobe		Para-Thyroid		Thyroid		Thymus		Pituitary gland Post. lobe		Pineal gland		Pituitary gland Post. lobe		Thymus		Thyroid		Para-Thyroid		Pituitary gland Ant. lobe															
	RIGHT																				LEFT															
	1		2		3		4		5		6		7		8		9		10		11		12		13		14		15		16					
TEETH	RIGHT																																		LEFT	
	32		31		30		29		28		27		26		25		24		23		22		21		20		19		18		17					
	RIGHT																																			
ORGANS	Small intestine		Large intestine		Stomach Mammary gland		Gall bladder		Adrenal gland Rectum Genito-urinary Prostate		Adrenal gland Rectum Genito-urinary Prostate		Gall bladder		Stomach Mammary gland		Large intestine		Small intestine																	
	Ileo-cecal area																																			
	Heart		Lung		Pancreas		Liver		Kidney		Kidney		Liver		Spleen		Lung		Heart																	
JOINTS	Ear		Nose		Tongue		Eye		Nose		Nose		Eye		Tongue		Nose		Ear																	
	Shoulder Elbow		Shoulder Elbow		Jaw Hip		Posterior knee		Posterior knee		Jaw Hip		Shoulder Elbow		Shoulder Elbow		Sacro-iliac																			
	Sacro-iliac		Hand Foot		Anterior knee		Sacro-coccygeal joint		Sacro-coccygeal joint		Sacro-coccygeal joint		Hand Foot		Big toe		Hand Foot																			
TEETH	Toes																																			
RIGHT SIDE																LEFT SIDE																				

Chart developed by Dr. Voll and Dr. Kramer 1953

www.drwolfe.com

**SILVER FILLINGS ARE APPROXIMATELY 50% MERCURY!**




"I was fortunate to meet and be helped by Dr. Bill Wolfe... and I urge you, dear reader, if you are having tooth problems, to go to his website at [www.drwolfe.com](http://www.drwolfe.com)."

— Shirley MacLaine  
Academy Award Winning  
Movie Actress

Dentistry is always a piece of the total health puzzle—sometimes a very vital missing piece.

**Bill Wolfe, D.D.S.**

[www.drwolfe.com](http://www.drwolfe.com)



**MERCURY FREE DENTISTRY SINCE 1979!**

Mercury Safe Office – Mercury/Amalgam Separators Installed

**SANTA FE** – 2725 Agua Fria – 505.988.9868

**ABQ** – 10409 Montgomery Pkwy NE, Ste. 102 – 505.299.6950

**Financing Available!**

**Intro exam & consult \$1.00 (x-rays additional)**